

# DC Update

---

Mark Parkinson  
President & CEO



State

All

# COVID-19 Among Nursing Home Residents

Total Cases

1,646,339

Total Deaths

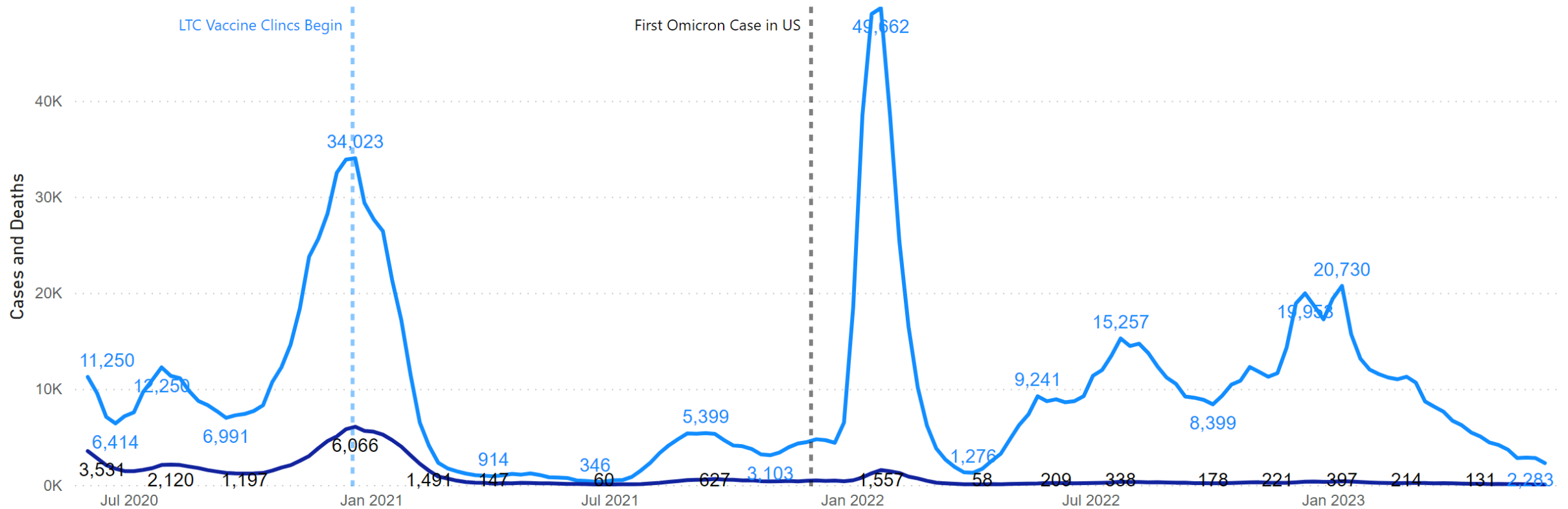
166,247

Estimated Recoveries

1,406,298

## Trend of New Cases and Deaths

● New Resident Cases ● New Resident Deaths



Data Through Week Ending:

June 11, 2023

**Source:** NHSN **Notes:** May 24, 2020 includes collective historic data and is excluded from the graph since it does not capture that specific week. Estimated recoveries made using a 3-week disease period using NHSN cases and deaths. Latest week's data is preliminary and represents fewer nursing homes than other weeks.

# Nursing Home Occupancy

Current Average Occupancy

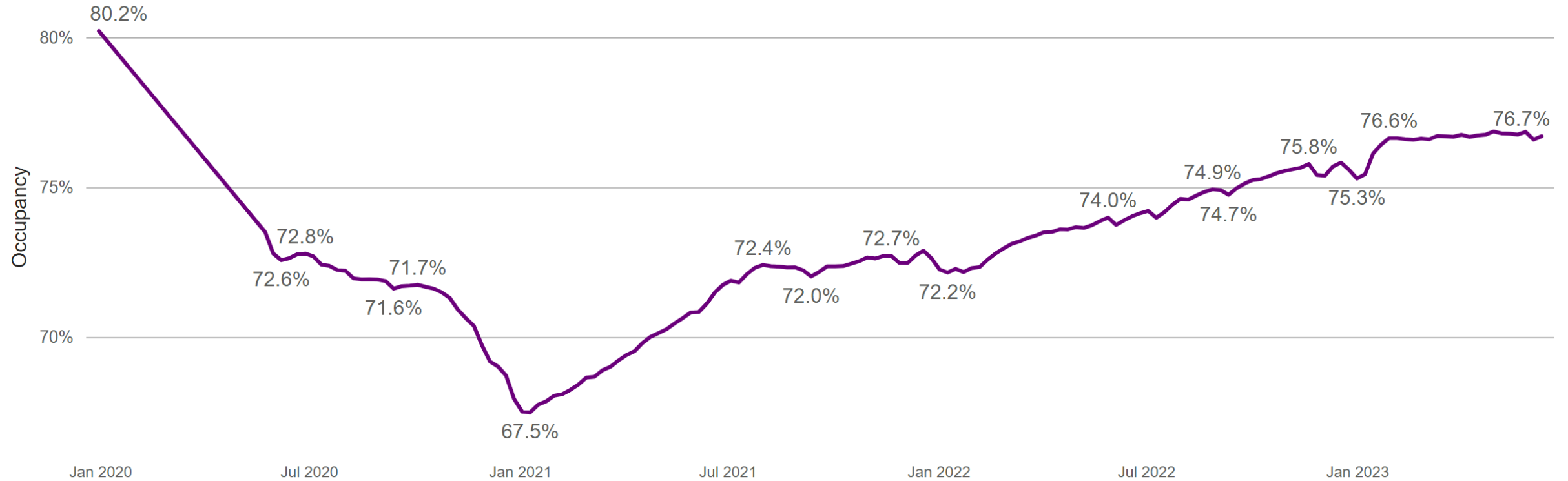
76.7%

State

All



Average Occupancy



Data Through Week  
Ending:

June 11, 2023

Source: Payroll-Based Journal (PBJ) and NHSN

Notes: PBJ data used to calculate 2019 average occupancy. All other occupancy data based on NHSN.

# Connecticut Occupancy

## Nursing Home Occupancy

Filter by State

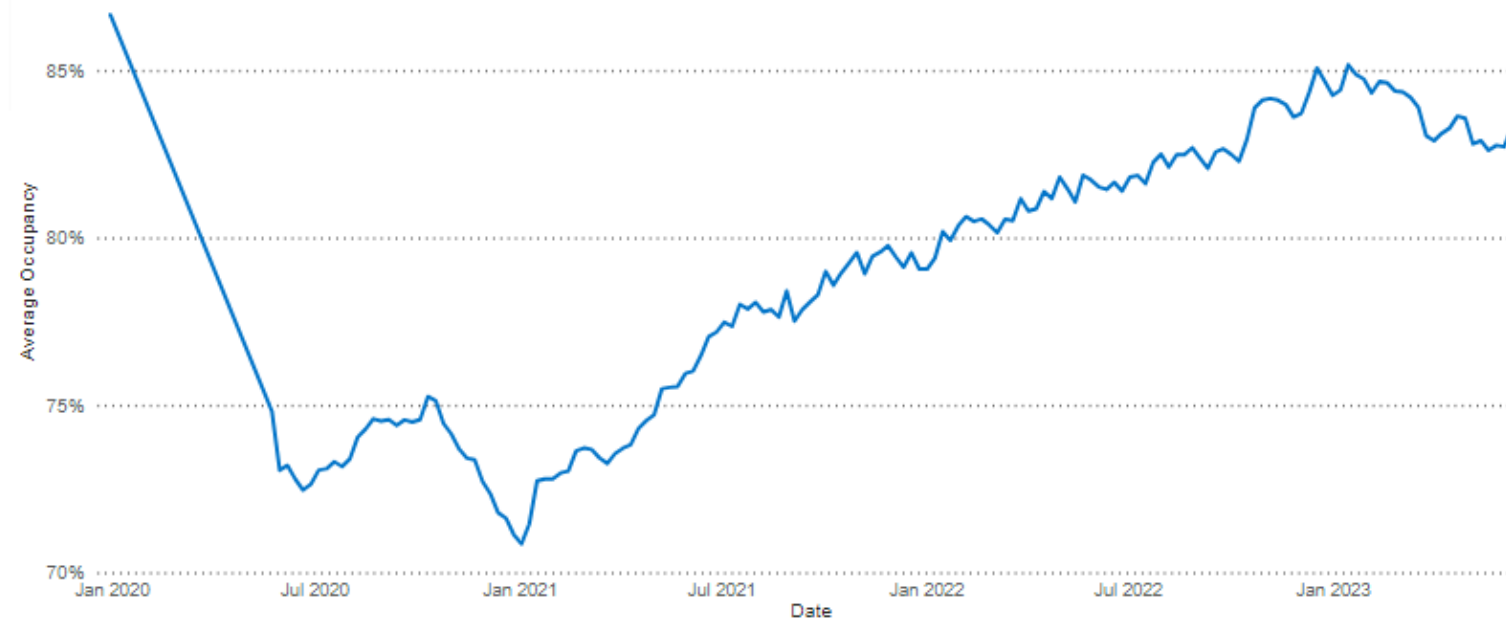
CT

Latest Data

83.3%

Average Occupancy

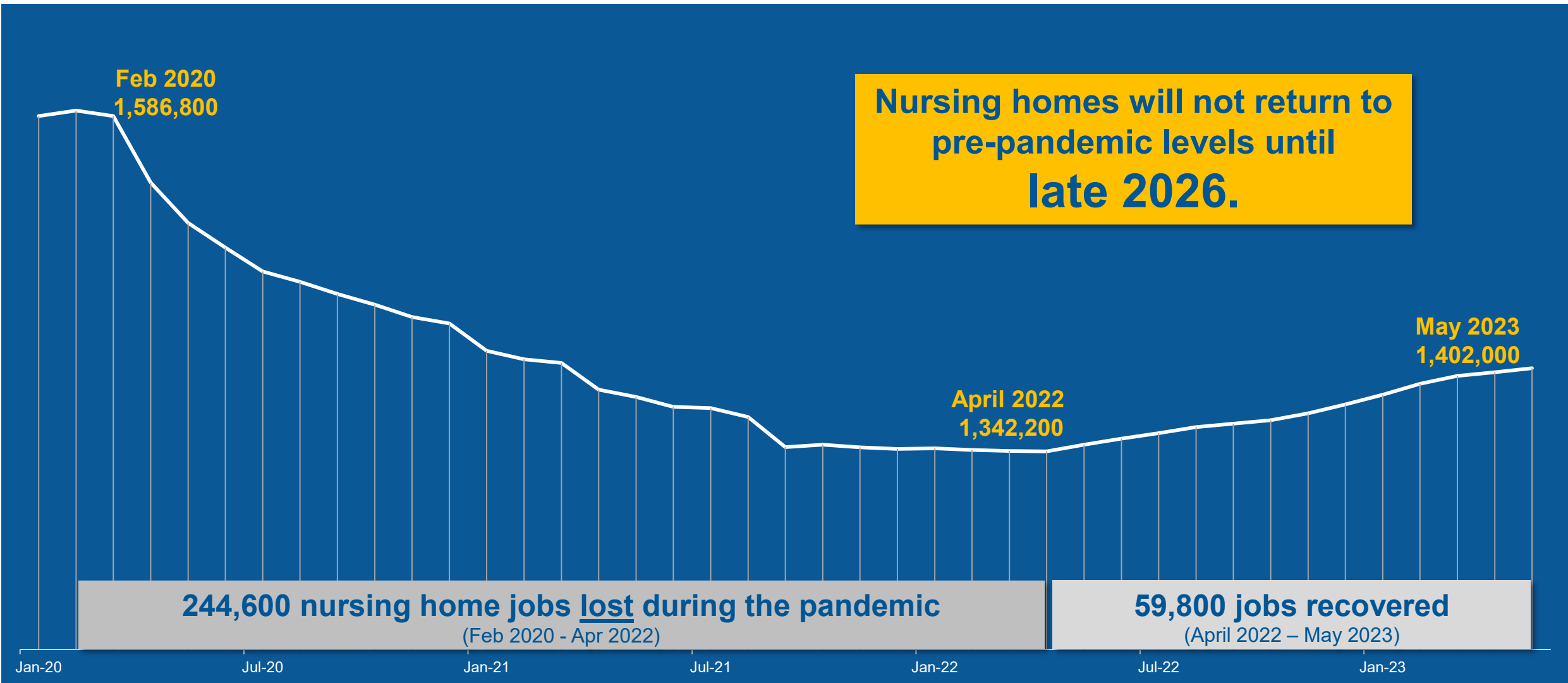
Trend



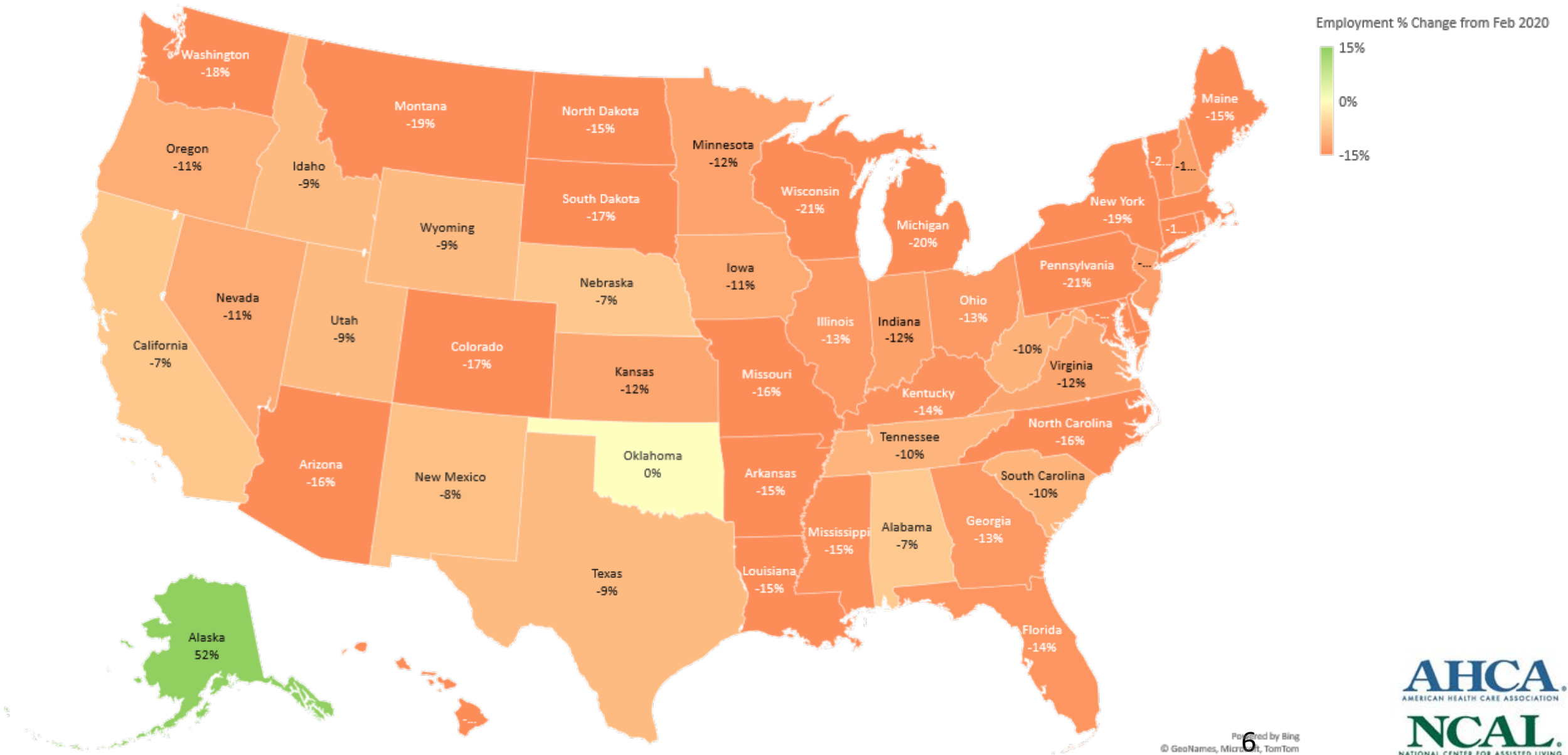
Data Through:

June 11, 2023

Sources: Payroll-Based Journal (PBJ) for 2019 Occupancy, NHSN for 2020-22 Occupancy



# State Level Employment for Nursing Facilities





# AHCA Response

- Massive federal aid in 2020
- Significant state help starting in 2021
- Push for PHE as long as possible
- Fighting federal regulation



# Where Do We Stand Today

- Medicare increase of 3.7% on October 1
- State efforts promising
- Fight against federal regulation continues





# Minimum Staffing Rule: What We Know

- Rule will happen
- Process is regular rule making process
- Advocates want at least a 4.1



## 4.1 is Not Possible To Operationalize

- Workers are not there – CLA study shows we are 191,000 nurses short
- Cost will be \$11 billion a year



# Key Components of Staffing Rule

- Number of hours PPD – Range is likely 3.5 to 4.1 with sub-requirements
- What workers count – Initial rule likely to be strict
- Waiver – Likely
  - Questions are urban/rural and subjective/objective
- Phase-in – Likely
  - Guessing 3-5 years after rule is final
- Funding – Unclear
- Penalty – Unclear



## AHCA Efforts

- Lobbying to shape before rule comes out
- Meetings with CMS
- Grassroots
- Congressional lobbying
- Paid media



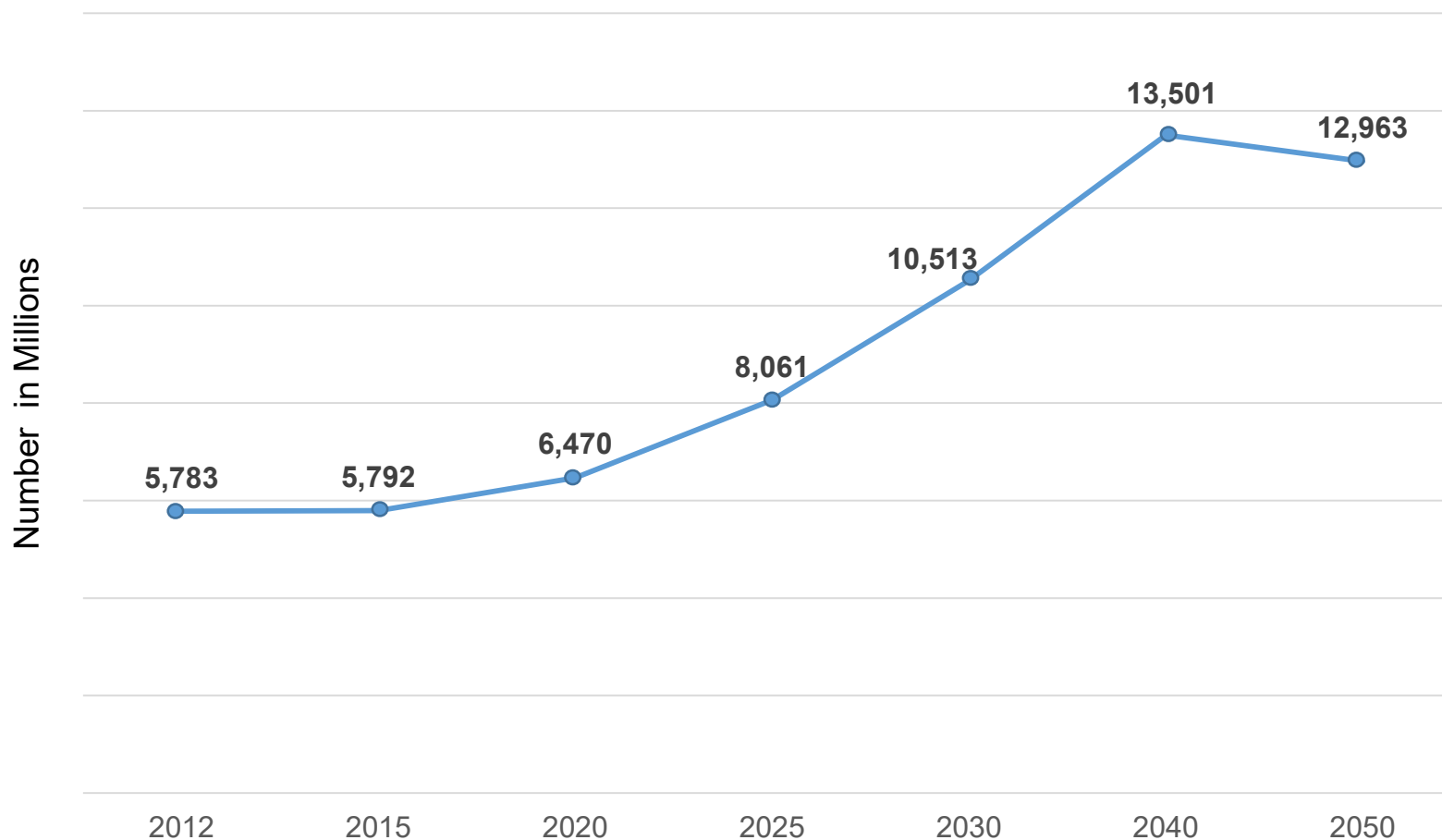
# Post Proposed Rule Strategy

- Zero in on seven factors
- Grassroots
- Congressional help



# Aging of Population Is Still Occurring

Population Growth – 80-84 Years

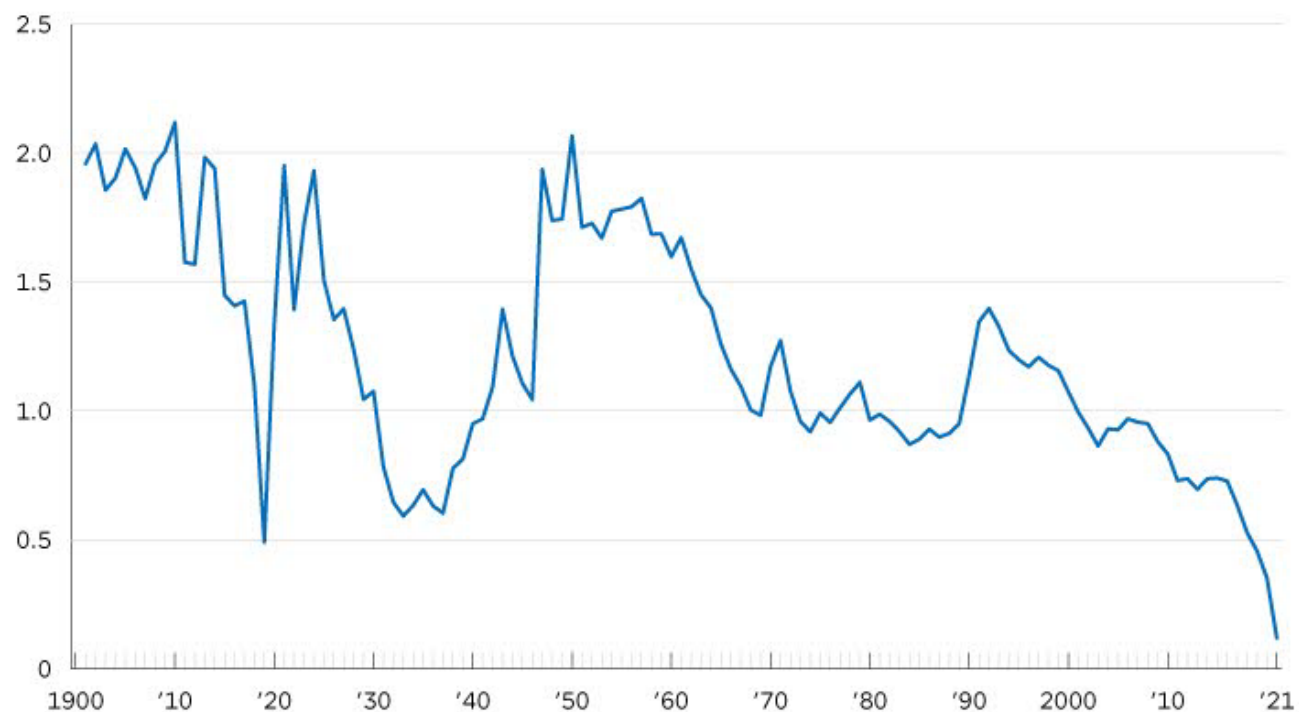




# US Population In Decline

Figure 1.

## Annual Percent Change in the U.S. Population: 1900-2021



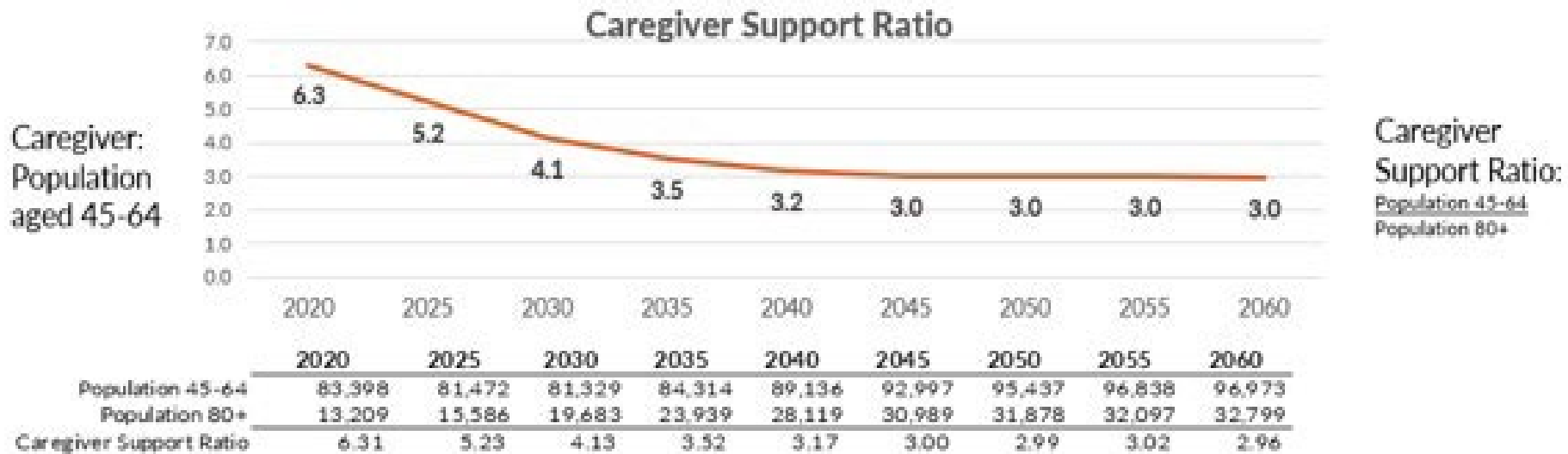
Note: 1917-1919 includes U.S. Armed Forces overseas.

Source: U.S. Census Bureau, Vintage 2020 Estimates; Vintage 2021 Estimates; 1900-1990, 1990-2000 & 2000-2010 Intercensal Estimates.



# Number of Caregivers Will Decrease

- Caregiver support ratio represents the 45-64 population divided by the 80+ population. This means there will be less people to care for the 80+ population causing more seniors to seek housing and care outside of their home.
- At any point, 6 percent of adult children serve as caregivers, and 17 percent will take on this role at some point in their lives
- Those who do provide care devote an average of 77 hours per month, which can take a toll on both the finances and health of the caregiver.



Source: US Census Bureau





# Implication

- Must figure out how to do more with less people
- Winner in employee engagement will win

**AHCA**<sup>®</sup>  
AMERICAN HEALTH CARE ASSOCIATION

**NCAL**<sup>®</sup>  
NATIONAL CENTER FOR ASSISTED LIVING

**IMPROVING LIVES** *by*  
**DELIVERING SOLUTIONS** *for*  
**QUALITY CARE**